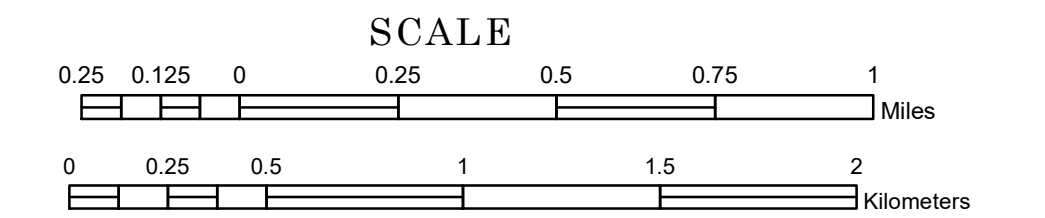


TOWNSHIP OF TUNSBURG


PREPARED BY THE
MINNESOTA DEPARTMENT OF TRANSPORTATION
OFFICE OF TRANSPORTATION SYSTEM MANAGEMENT

IN COOPERATION WITH
U.S. DEPARTMENT OF TRANSPORTATION
FEDERAL HIGHWAY ADMINISTRATION



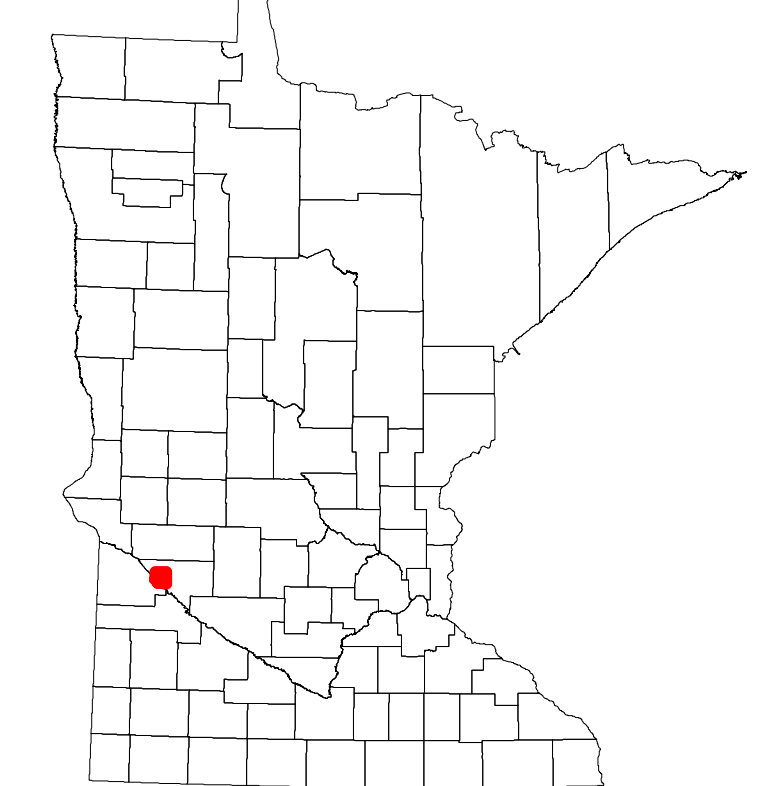
1 in = 1,600 ft
2022

Projection:
Transverse Mercator
NAD 1986
UTM Zone 15

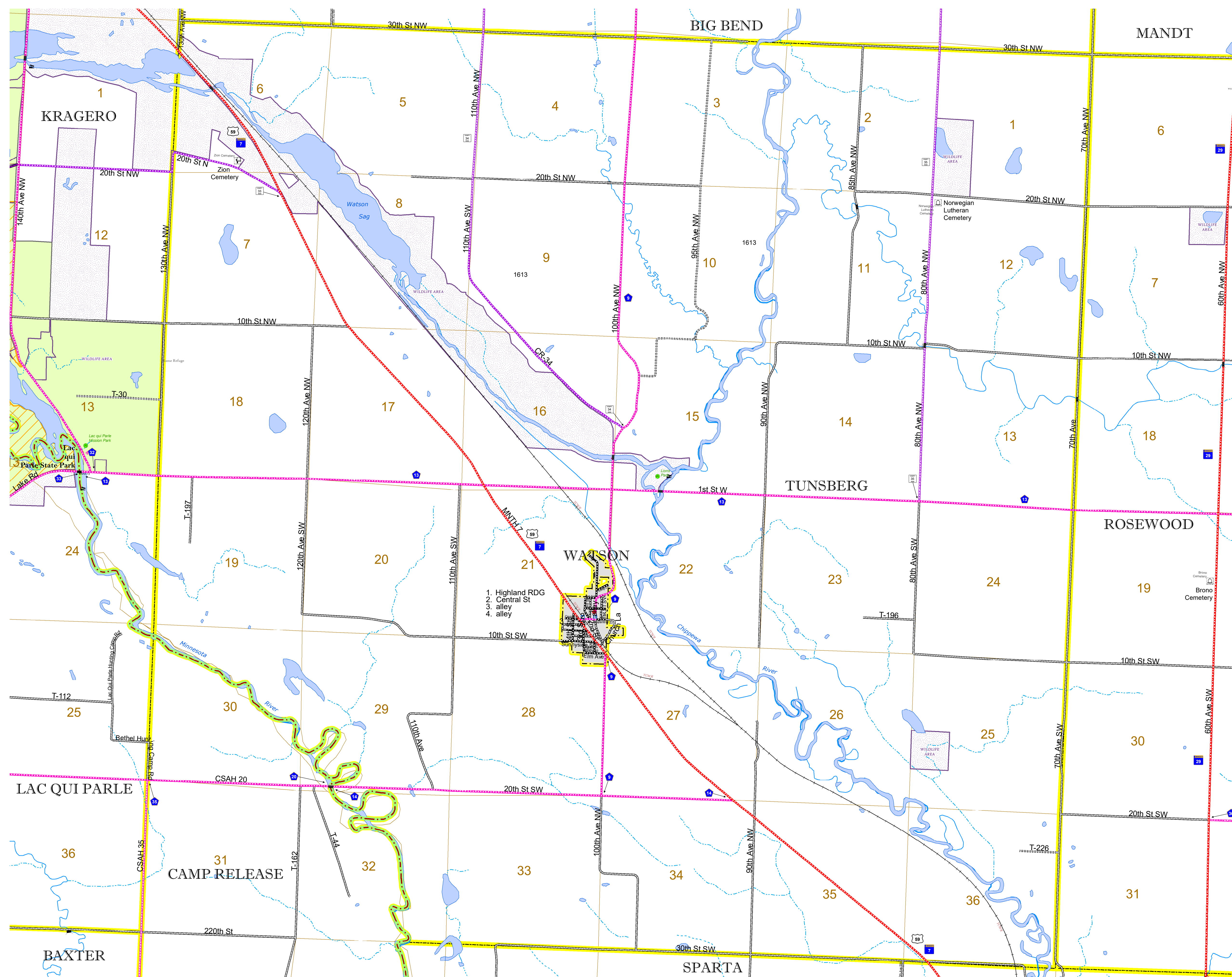


North American Datum
of 1986

ROAD AND ROADWAY FEATURES		BOUNDARY FEATURES	
INTERSTATE		CONCRETE	
US HIGHWAY		BITUMINOUS	
MN HIGHWAY		GRAVEL	
COUNTY STATE AID HIGHWAY		DIRT/UNIMPROVED	
COUNTY ROAD		OTHER	
TOWNSHIP ROAD		UNKNOWN	
UNORGANIZED TERRITORY ROAD			
OTHER ROADS		RAMP OR CONNECTOR	
Municipal		INTERSTATE EXIT	
Private		GREAT RIVER ROAD	
National Monument			
National Wildlife			
State Game			
State Park			
Preserve			
RAILROAD AND RAILWAY FEATURES		AVIATION FEATURES	
EMPIRE BUILDER STATION (AMTRAK)		COMMERCIAL AIRPORT	
NORTHSTAR STATION (COMMUTER)		GENERAL AIRPORT	
		AIRSTRIP	
		SEAPLANE	
		AIRPORT RUNWAY	
INFRASTRUCTURE FEATURES		CITY CENTERS	
LONG BRIDGE (200' OR GREATER SPAN)		STATE CAPITAL	
MAJOR BRIDGE (20' TO 200' SPAN)		COUNTY SEAT	
MINOR BRIDGE (5' TO 20' SPAN)		CITY CENTER	
		UNINCORPORATED COMMUNITY	
PUBLIC SERVICE FEATURES		HYDROLOGIC FEATURES	
MINNEDOT OFFICE		WILDLIFE REFUGUE AREA	
MINNEDOT TRUCK STATION		WILDLIFE MANAGEMENT AREA	
HIGHWAY PATROL DISTRICT OFFICE		RIVER OR STREAM (PERMANENT)	
STATE TRAVEL INFORMATION CENTER		LAKE, POND OR RESERVOIR	
REST AREA (FULL SERVICE)		STREAM (INTERMITTENT)	
REST AREA (VAULT TOILET)		DRAINAGE DITCH	
WAYSIDE (VAULT OR PIT TOILET)		WETLAND	
PARK AND RIDE LOT		ISLAND OR LAND	
PORT OF ENTRY		REGIONAL WATERSHED	
PUBLIC ACCESS POINT			
MN STATE COLLEGE AND UNIVERSITY SYSTEM (MNSCU)			
UNIVERSITY OF MN SYSTEM			
FAIRGROUNDS			
CULTURAL FEATURES			
STATE HISTORICAL MARKER			
HISTORIC DISTRICT			
HISTORIC SITE			
MONUMENT			



Population (U.S. Census 2010): 208



To request information from this document in an alternative format, call 651-366-4718 or 1-800-657-3774 (Greater Minnesota); 711 or 1-800-627-3529 (Minnesota Relay). You may also send an e-mail to ADRequest.dot@state.mn.us. (Please request at least one week in advance.)