

MINNESOTA DEPARTMENT of TRANSPORTATION

Metro District Traffic Engineering

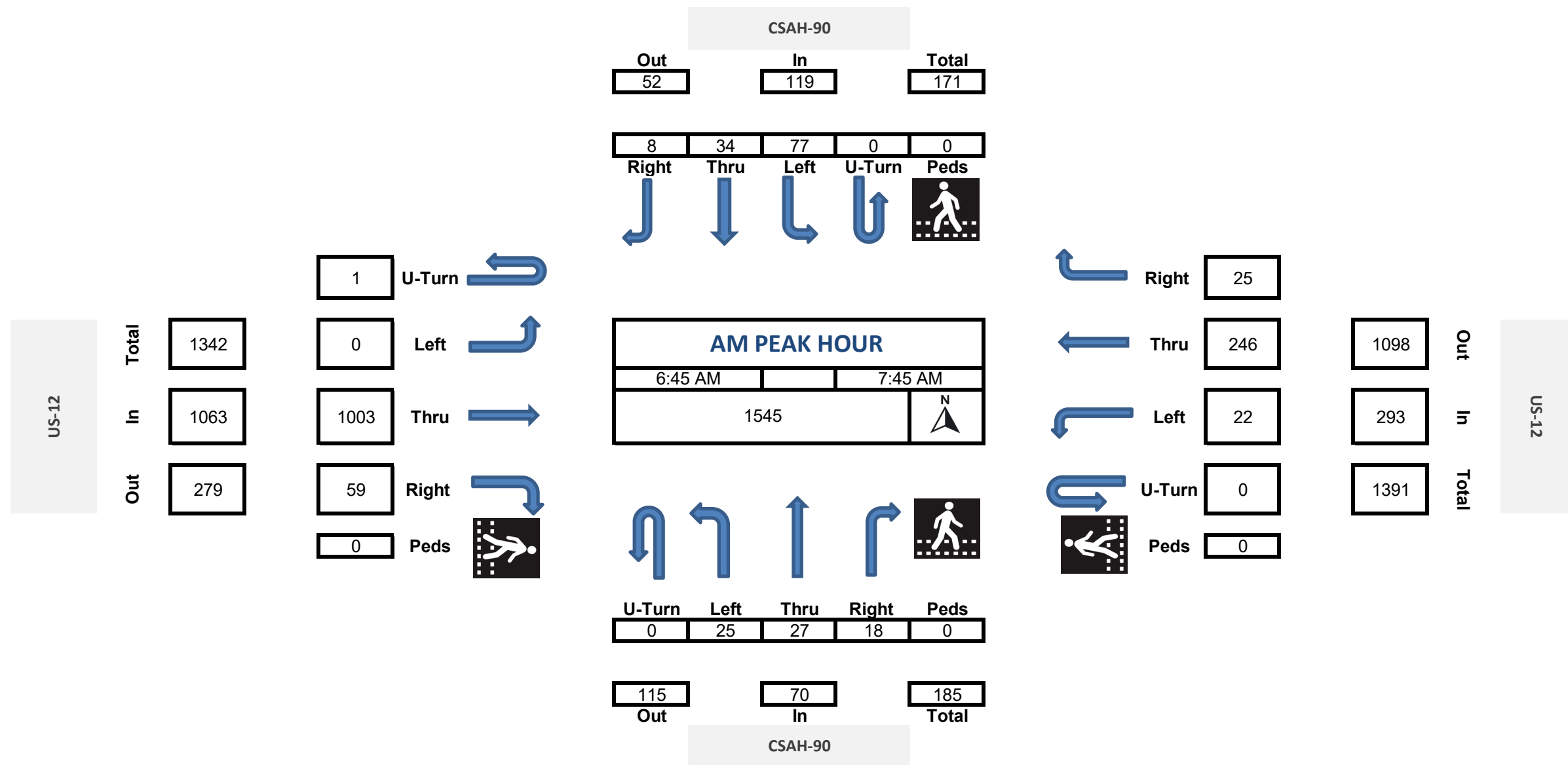
METRO TRAFFIC DATA COLLECTION UNIT

Program Support

TURN MOVEMENT COUNTS






Intersection: US-12 at CSAH-90_2024																										
City: Independence																										
County:																										
Ref.Pt.:																										
Start Date: 4/9/2024																										
Road Name	CSAH-90						US-12						CSAH-90						US-12							
Direction	South Bound						West Bound						North Bound						East Bound							
Start Time	U Turns	Left Turns	Straight Through	Right Turns	EB Ped Crossings	WB Ped Crossings	U Turns	Left Turns	Straight Through	Right Turns	NB Ped Crossings	SB Ped Crossings	U Turns	Left Turns	Straight Through	Right Turns	EB Ped Crossings	WB Ped Crossings	U Turns	Left Turns	Straight Through	Right Turns	NB Ped Crossings	SB Ped Crossings	Int. Total	Peds Total
6:00 AM	0	6	6	2	0	0	0	2	25	2	0	0	0	2	4	1	0	0	0	1	153	8	0	0	212	0
6:15 AM	0	8	3	1	0	0	0	3	48	2	0	0	0	2	2	1	0	0	0	1	196	9	0	0	276	0
6:30 AM	0	10	5	3	0	0	0	12	66	5	0	0	0	6	6	5	0	0	0	3	205	18	0	0	344	0
6:45 AM	0	17	4	4	0	0	0	9	52	8	0	0	0	6	5	4	0	0	0	0	251	16	0	0	376	0
Hourly Total	0	41	18	10	0	0	0	26	191	17	0	0	0	16	17	11	0	0	0	5	805	51	0	0	1208	0
7:00 AM	0	16	13	2	0	0	0	4	71	1	0	0	0	2	13	8	0	0	0	0	217	9	0	0	356	0
7:15 AM	0	19	9	0	0	0	0	5	63	6	0	0	0	5	4	2	0	0	1	0	294	20	0	0	428	0
7:30 AM	0	25	8	2	0	0	0	4	60	10	0	0	0	12	5	4	0	0	0	0	241	14	0	0	385	0
7:45 AM	0	15	4	2	0	0	0	6	71	12	0	0	0	8	4	6	0	0	0	2	211	19	0	0	360	0
Hourly Total	0	75	34	6	0	0	0	19	265	29	0	0	0	27	26	20	0	0	1	2	963	62	0	0	1529	0
8:00 AM	0	27	9	1	0	0	0	1	51	9	0	0	0	7	5	5	0	0	1	4	225	15	0	0	360	0
8:15 AM	0	15	6	1	0	0	2	2	58	7	0	0	0	8	6	8	0	0	0	0	190	14	0	0	317	0
8:30 AM	0	14	5	1	0	0	1	0	53	11	0	0	0	13	11	2	0	0	0	2	139	14	0	0	266	0
8:45 AM	0	17	7	2	0	0	0	7	74	5	0	0	0	5	6	6	0	0	0	2	115	10	0	0	256	0
Hourly Total	0	73	27	5	0	0	3	10	236	32	0	0	0	33	28	21	0	0	1	8	669	53	0	0	1199	0
9:00 AM	0	9	3	1	0	0	0	8	70	6	0	0	0	4	5	10	0	0	1	0	115	11	0	0	243	0
9:15 AM	0	7	2	0	0	0	0	4	60	8	0	0	0	10	6	3	0	0	0	2	106	6	0	0	214	0
9:30 AM	0	6	1	0	0	0	0	6	71	8	0	0	0	10	3	5	0	0	0	1	115	10	0	0	236	0
9:45 AM	0	6	2	3	0	0	0	6	50	8	0	0	0	7	1	1	0	0	1	0	111	8	0	0	204	0
Hourly Total	0	28	8	4	0	0	0	24	251	30	0	0	0	31	15	19	0	0	2	3	447	35	0	0	897	0
10:00 AM	0	4	2	1	0	0	1	5	66	7	0	0	0	4	4	5	0	0	0	0	96	6	0	0	201	0
10:15 AM	0	14	8	2	0	0	1	6	80	4	0	0	0	8	3	5	0	0	0	1	111	5	0	0	248	0
10:30 AM	0	7	1	4	0	0	0	3	94	7	0	0	0	2	0	6	0	0	0	1	80	8	0	0	213	0
10:45 AM	0	6	5	0	0	0	1	1	74	6	0	0	0	6	7	6	0	0	0	0	104	5	0	0	221	0
Hourly Total	0	31	16	7	0	0	3	15	314	24	0	0	0	20	14	22	0	0	0	2	391	24	0	0	883	0
11:00 AM	0	6	5	3	0	0	0	5	84	6	0	0	0	13	1	8	0	0	0	1	85	7	0	0	224	0
11:15 AM	0	10	4	3	0	0	0	7	72	9	0	0	1	1	2	4	0	0	2	1	96	9	0	0	221	0
11:30 AM	0	3	1	3	0	0	0	7	75	5	0	0	0	10	2	8	0	0	0	0	92	12	0	0	218	0
11:45 AM	0	4	4	0	0	0	1	3	73	6	0	0	0	9	1	5	0	0	1	2	76	6	0	0	191	0
Hourly Total	0	23	14	9	0	0	1	22	304	26	0	0	1	33	6	25	0	0	3	4	349	34	0	0	854	0
12:00 PM	0	7	3	2	0	0	1	6	87	11	0	0	0	5	5	4	0	0	0	2	83	10	0	0	226	0
12:15 PM	0	5	8	2	0	0	0	9	77	5	0	0	0	11	3	2	0	0	0	4	76	8	0	0	210	0
12:30 PM	0	10	4	1	0	0	0	3	95	10	0	0	0	2	1	5	0	0	2	3	110	8	0	0	254	0
12:45 PM	0	6	1	2	0	0	0	2	83	12	0	0	0	4	4	4	0	0	0	3	60	3	0	0	184	0
Hourly Total	0	28	16	7	0	0	1	20	342	38	0	0	0	22	13	15	0	0	2	12	329	29	0	0	874	0
1:00 PM	0	6	1	4	0	0	0	7	105	9	0	0	0	6	4	5	0	0	3	0	79	8	0	0	237	0
1:15 PM	0	9	4	3	0	0	0	7	83	3	0	0	0	6	4	4	0	0	0	0	77	7	0	0	207	0
1:30 PM	0	7	3	2	0	0	0	6	106	5	0	0	0	6	4	4	0	0	0	1	87	6	0	0	237	0
1:45 PM	0	6	9	1	0	0	0	7	88	9	0	0	0	13	6	7	0	0	0	1	68	5	0	0	220	0
Hourly Total	0	28	17	10	0	0	0	27	382	26	0	0	0	31	18	20	0	0	3	2	311	26	0	0	901	0
2:00 PM	0	10	2	2	0	0	0	6	100	7	0	0	0	6	4	2	0	0	1	2	59	6	0	0	207	0
2:15 PM	0	8	6	3	0	0	1	4	163	15	0	0	0	14	6	4	0	0	0	1	84	9	0	0	318	0
2:30 PM	0	5	4	3	0	0	1	12	165	8	0	0	0	10	7	3	0	0	0	1	83	8	0	0	310	0
2:45 PM	0	4	8	1	0	0	0	4	182	13	0	0	0	12	7	3	0	0	1	1	75	12	0	0	323	0
Hourly Total	0	27	20	9	0	0	2	26	610	43	0	0	0	42	24	12	0	0	2	5	301	35	0	0	1158	0
3:00 PM	0	11	9	7	0	0	0	7	183	14	0	0	0	18	7	4	0	0	0	0	84	19	0	0	363	0

3:15 PM	0	8	7	1	0	0	0	9	218	16	0	0	0	17	11	9	0	0	0	0	98	15	0	0	409	0	
3:30 PM	0	3	2	4	0	0	0	9	228	11	0	0	0	20	10	9	0	0	0	1	2	109	20	0	0	428	0
3:45 PM	0	9	11	1	0	0	0	10	250	19	0	0	0	21	6	10	0	0	0	1	1	80	14	0	0	433	0
Hourly Total	0	31	29	13	0	0	0	35	879	60	0	0	0	76	34	32	0	0	2	3	371	68	0	0	1633	0	
4:00 PM	0	14	3	3	0	0	1	6	281	20	0	0	0	25	13	9	0	0	0	2	77	19	0	0	473	0	
4:15 PM	0	12	6	4	0	0	0	13	223	17	0	0	0	21	3	2	0	0	1	2	78	10	0	0	392	0	
4:30 PM	0	6	7	6	0	0	0	18	267	8	0	0	0	10	9	7	0	0	6	1	83	13	0	0	441	0	
4:45 PM	0	5	11	4	0	0	0	6	218	17	0	0	0	9	5	6	0	0	1	0	82	9	0	0	373	0	
Hourly Total	0	37	27	17	0	0	1	43	989	62	0	0	0	65	30	24	0	0	8	5	320	51	0	0	1679	0	
5:00 PM	0	7	7	3	0	0	0	8	224	20	0	0	0	14	6	6	0	0	1	3	87	10	0	0	396	0	
5:15 PM	0	4	7	3	0	0	0	6	237	16	0	0	0	15	12	7	0	0	0	2	85	12	0	0	406	0	
5:30 PM	0	9	5	2	0	0	0	8	173	9	0	0	0	14	3	4	0	0	1	2	88	11	0	0	329	0	
5:45 PM	0	10	1	5	0	0	0	4	158	12	0	0	0	17	4	4	0	0	0	1	74	7	0	0	297	0	
Hourly Total	0	30	20	13	0	0	0	26	792	57	0	0	0	60	25	21	0	0	2	8	334	40	0	0	1428	0	
TOTAL	0	452	246	110	0	0	11	293	5555	444	0	0	1	456	250	242	0	0	26	59	5590	508	0	0	14243	0	
Cars+	0	430	232	105			10	280	5151	422			1	439	234	231			25	54	5187	486					
Trucks	0	22	14	5			1	13	404	22			0	17	16	11			1	5	403	22			956		
% Trucks	0.0	4.9	5.7	4.5			9.1	4.4	7.3	5.0			0.0	3.7	6.4	4.5			3.8	8.5	7.2	4.3			6.7		
		5.1						7.0						4.6						7.0							









US-12






Total	1508
In	439
Out	1069

2	U-Turn	
5	Left	
364	Thru	
68	Right	
0	Peds	






CSAH-90		
Out	In	Total
111	66	177

9	23	34	0	0
Right	Thru	Left	U-Turn	Peds
				

PM PEAK HOUR	
3:15 PM	4:15 PM
1743	
	

				
U-Turn	Left	Thru	Right	Peds
0	83	40	37	0

125	160	285
Out	In	Total
CSAH-90		

	Right	66
	Thru	977
	Left	34
	U-Turn	1
	Peds	0

435	Out
1078	In
1513	Total

US-12