

SRF Consulting Group, Inc.

One Carlson Pkwy N, Suite 150
Minneapolis, MN 55447

Counted By: Ivan & Joanne
Location: 34th Ave & WB I-494 Ramps
Day of Week: Tuesday
Project #: 7288

File Name : 2_34th Ave_WB I-494 Ramps_AM
Site Code : 00011202
Start Date : 11/2/2010
Page No : 1

Groups Printed- Unshifted

Start Time	34th Ave From South					34th Ave From North					From West					WB I-494 Off Ramp From East					Int. Total
	Right	Thru	Left	Peds	App. Total	Right	Thru	Left	Peds	App. Total	Right	Thru	Left	Peds	App. Total	Right	Thru	Left	Peds	App. Total	
05:30 AM	0	119	1	0	120	25	16	0	0	41	0	0	0	0	0	72	3	36	0	111	272
05:45 AM	0	131	1	0	132	33	13	0	0	46	0	0	0	0	0	98	0	65	0	163	341
Total	0	250	2	0	252	58	29	0	0	87	0	0	0	0	0	170	3	101	0	274	613
06:00 AM	0	115	6	0	121	41	30	0	0	71	0	0	0	0	0	70	0	34	0	104	296
06:15 AM	0	134	7	0	141	39	24	0	0	63	0	0	0	0	0	78	0	47	0	125	329
06:30 AM	0	133	12	0	145	45	24	0	0	69	0	0	0	0	0	86	1	67	0	154	368
06:45 AM	0	125	6	0	131	47	25	0	0	72	0	0	0	0	0	67	0	109	1	177	380
Total	0	507	31	0	538	172	103	0	0	275	0	0	0	0	0	301	1	257	1	560	1373
07:00 AM	0	103	20	0	123	24	28	0	0	52	0	0	0	0	0	57	0	110	0	167	342
07:15 AM	0	80	17	0	97	20	22	0	0	42	0	0	0	0	0	61	0	161	0	222	361
07:30 AM	0	80	18	0	98	12	31	0	0	43	0	0	0	0	0	73	0	199	0	272	413
07:45 AM	0	89	17	0	106	28	28	0	0	56	0	0	0	0	0	74	0	247	0	321	483
Total	0	352	72	0	424	84	109	0	0	193	0	0	0	0	0	265	0	717	0	982	1599
08:00 AM	0	71	23	0	94	25	20	0	0	45	0	0	0	0	0	74	0	197	0	271	410
08:15 AM	0	78	7	0	85	12	31	2	0	45	0	0	0	0	0	75	0	203	0	278	408
Grand Total	0	1258	135	0	1393	351	292	2	0	645	0	0	0	0	0	885	4	1475	1	2365	4403
Apprch %	0	90.3	9.7	0		54.4	45.3	0.3	0		0	0	0	0		37.4	0.2	62.4	0		
Total %	0	28.6	3.1	0	31.6	8	6.6	0	0	14.6	0	0	0	0	0	20.1	0.1	33.5	0	53.7	

SRF Consulting Group, Inc.

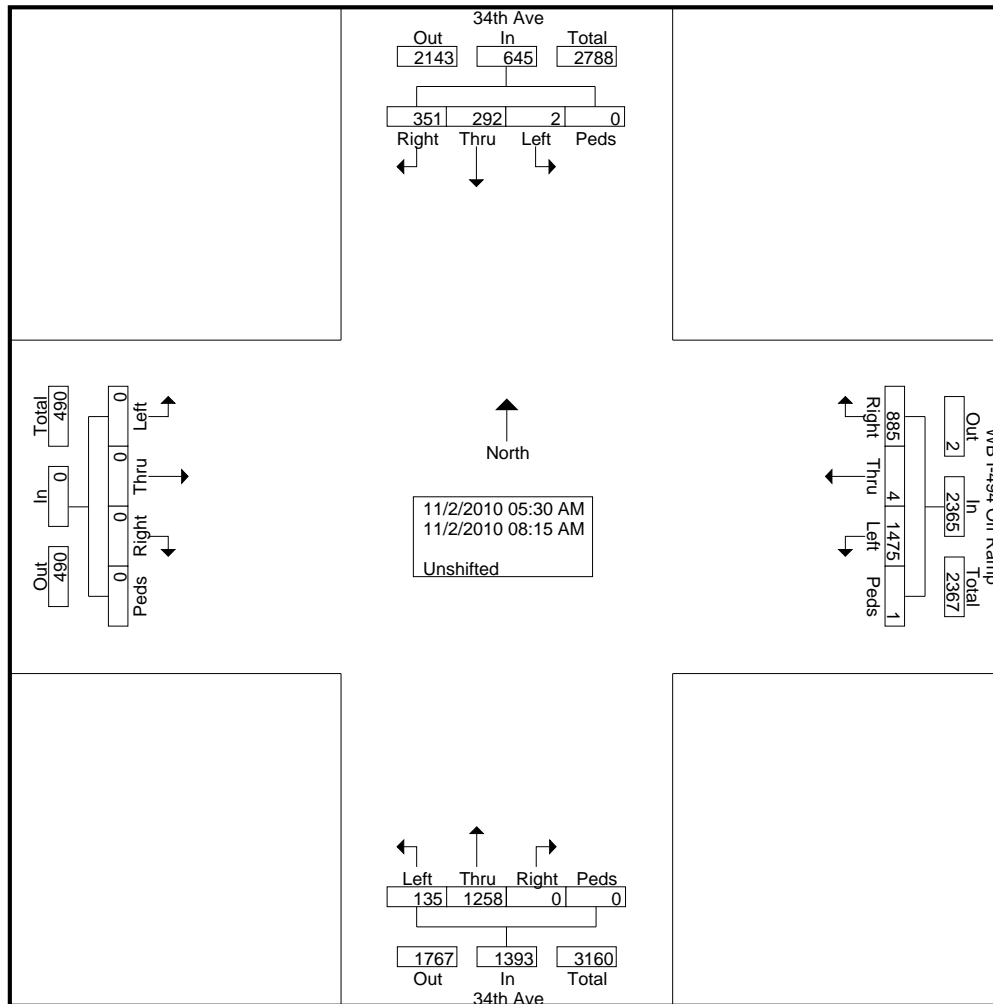
One Carlson Pkwy N, Suite 150
 Minneapolis, MN 55447

File Name : 2_34th Ave_WB I-494 Ramps_AM

Site Code : 00011202

Start Date : 11/2/2010

Page No : 2

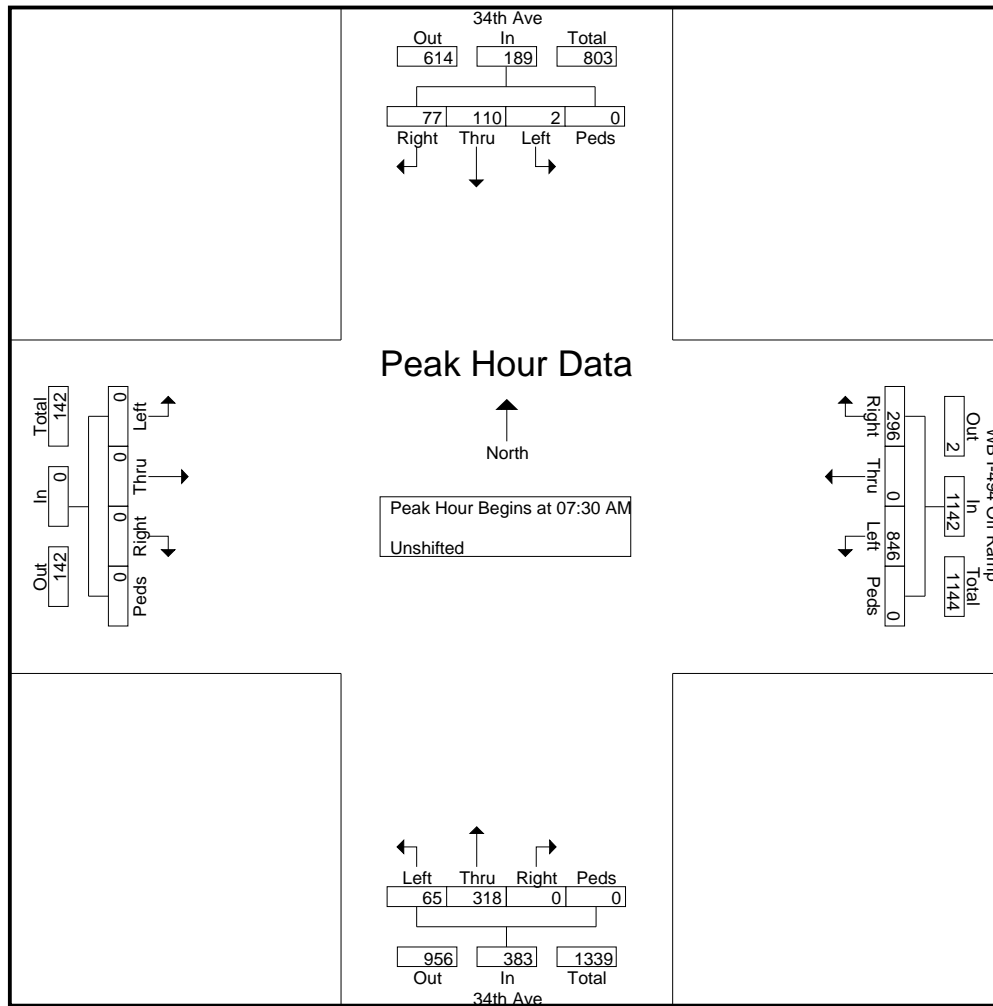


SRF Consulting Group, Inc.

One Carlson Pkwy N, Suite 150
 Minneapolis, MN 55447

File Name : 2_34th Ave_WB I-494 Ramps_AM
 Site Code : 00011202
 Start Date : 11/2/2010
 Page No : 3

Start Time	34th Ave From South					34th Ave From North					From West					WB I-494 Off Ramp From East					Int. Total
	Right	Thru	Left	Peds	App. Total	Right	Thru	Left	Peds	App. Total	Right	Thru	Left	Peds	App. Total	Right	Thru	Left	Peds	App. Total	
Peak Hour Analysis From 05:30 AM to 08:15 AM - Peak 1 of 1																					
Peak Hour for Entire Intersection Begins at 07:30 AM																					
07:30 AM	0	80	18	0	98	12	31	0	0	43	0	0	0	0	0	73	0	199	0	272	413
07:45 AM	0	89	17	0	106	28	28	0	0	56	0	0	0	0	0	74	0	247	0	321	483
08:00 AM	0	71	23	0	94	25	20	0	0	45	0	0	0	0	0	74	0	197	0	271	410
08:15 AM	0	78	7	0	85	12	31	2	0	45	0	0	0	0	0	75	0	203	0	278	408
Total Volume	0	318	65	0	383	77	110	2	0	189	0	0	0	0	0	296	0	846	0	1142	1714
% App. Total	0	83	17	0		40.7	58.2	1.1	0		0	0	0	0		25.9	0	74.1	0		
PHF	.000	.893	.707	.000	.903	.688	.887	.250	.000	.844	.000	.000	.000	.000	.000	.987	.000	.856	.000	.889	.887



SRF Consulting Group, Inc.

One Carlson Pkwy N, Suite 150
Minneapolis, MN 55447

Counted By: Ivan & Joanne
Location: 34th Ave & WB I-494 Ramps
Day of Week: Tuesday
Project #: 7288

File Name : 2_34th Ave_WB I-494 Ramps_PM
Site Code : 00011202
Start Date : 11/2/2010
Page No : 1

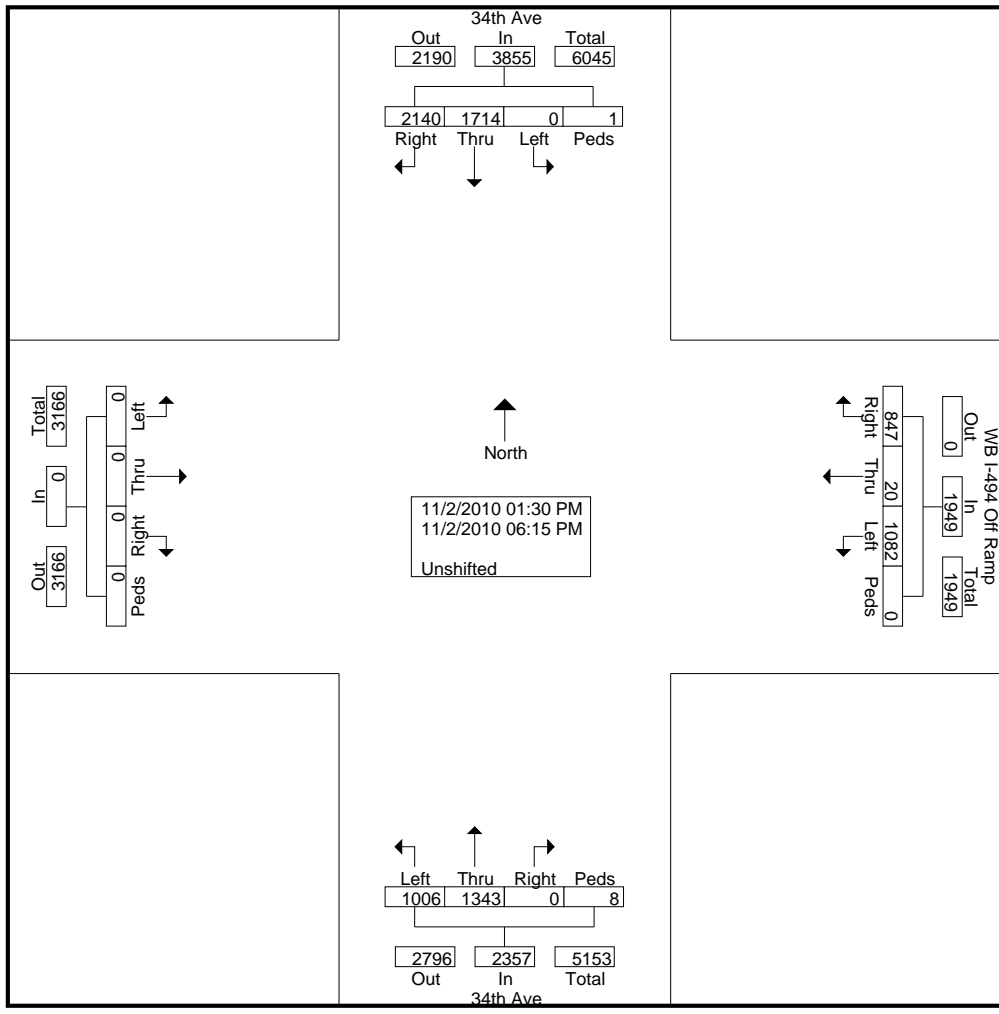
Groups Printed- Unshifted

Start Time	34th Ave From South					34th Ave From North					From West					WB I-494 Off Ramp From East					Int. Total
	Right	Thru	Left	Peds	App. Total	Right	Thru	Left	Peds	App. Total	Right	Thru	Left	Peds	App. Total	Right	Thru	Left	Peds	App. Total	
01:30 PM	0	124	43	0	167	116	61	0	0	177	0	0	0	0	0	54	6	44	0	104	448
01:45 PM	0	95	26	0	121	159	89	0	0	248	0	0	0	0	0	46	4	70	0	120	489
Total	0	219	69	0	288	275	150	0	0	425	0	0	0	0	0	100	10	114	0	224	937
02:00 PM	0	90	37	0	127	89	74	0	0	163	0	0	0	0	0	60	3	40	0	103	393
02:15 PM	0	93	40	0	133	129	84	0	0	213	0	0	0	0	0	70	0	49	0	119	465
02:30 PM	0	112	38	1	151	130	90	0	0	220	0	0	0	0	0	80	0	54	0	134	505
02:45 PM	0	85	45	0	130	99	100	0	0	199	0	0	0	0	0	81	1	53	0	135	464
Total	0	380	160	1	541	447	348	0	0	795	0	0	0	0	0	291	4	196	0	491	1827
03:00 PM	0	77	47	0	124	130	116	0	0	246	0	0	0	0	0	73	0	50	0	123	493
03:15 PM	0	66	35	0	101	126	98	0	0	224	0	0	0	0	0	36	0	38	0	74	399
03:30 PM	0	67	52	0	119	155	127	0	0	282	0	0	0	0	0	47	0	43	0	90	491
03:45 PM	0	55	37	0	92	112	91	0	0	203	0	0	0	0	0	42	0	53	0	95	390
Total	0	265	171	0	436	523	432	0	0	955	0	0	0	0	0	198	0	184	0	382	1773
04:00 PM	0	55	60	1	116	109	99	0	0	208	0	0	0	0	0	36	0	63	0	99	423
04:15 PM	0	63	44	2	109	101	93	0	0	194	0	0	0	0	0	30	0	54	0	84	387
04:30 PM	0	63	100	0	163	142	117	0	0	259	0	0	0	0	0	47	1	60	0	108	530
04:45 PM	0	51	57	0	108	126	111	0	0	237	0	0	0	0	0	35	0	82	0	117	462
Total	0	232	261	3	496	478	420	0	0	898	0	0	0	0	0	148	1	259	0	408	1802
05:00 PM	0	56	93	1	150	109	84	0	0	193	0	0	0	0	0	25	0	73	0	98	441
05:15 PM	0	38	67	1	106	72	91	0	0	163	0	0	0	0	0	13	0	83	0	96	365
05:30 PM	0	37	37	0	74	76	65	0	0	141	0	0	0	0	0	18	3	58	0	79	294
05:45 PM	0	37	52	1	90	44	40	0	0	84	0	0	0	0	0	21	2	58	0	81	255
Total	0	168	249	3	420	301	280	0	0	581	0	0	0	0	0	77	5	272	0	354	1355
06:00 PM	0	43	61	1	105	56	46	0	0	102	0	0	0	0	0	16	0	36	0	52	259
06:15 PM	0	36	35	0	71	60	38	0	1	99	0	0	0	0	0	17	0	21	0	38	208
Grand Total	0	1343	1006	8	2357	2140	1714	0	1	3855	0	0	0	0	0	847	20	1082	0	1949	8161
Apprch %	0	57	42.7	0.3		55.5	44.5	0	0		0	0	0	0		43.5	1	55.5	0		
Total %	0	16.5	12.3	0.1	28.9	26.2	21	0	0	47.2	0	0	0	0		10.4	0.2	13.3	0	23.9	

SRF Consulting Group, Inc.

One Carlson Pkwy N, Suite 150
 Minneapolis, MN 55447

File Name : 2_34th Ave_WB I-494 Ramps_PM
 Site Code : 00011202
 Start Date : 11/2/2010
 Page No : 2



SRF Consulting Group, Inc.

One Carlson Pkwy N, Suite 150
Minneapolis, MN 55447

File Name : 2_34th Ave_WB I-494 Ramps_PM
Site Code : 00011202
Start Date : 11/2/2010
Page No : 3

Start Time	34th Ave From South					34th Ave From North					From West					WB I-494 Off Ramp From East					Int. Total
	Right	Thru	Left	Peds	App. Total	Right	Thru	Left	Peds	App. Total	Right	Thru	Left	Peds	App. Total	Right	Thru	Left	Peds	App. Total	
Peak Hour Analysis From 01:30 PM to 06:15 PM - Peak 1 of 1																					
Peak Hour for Entire Intersection Begins at 02:15 PM																					
02:15 PM	0	93	40	0	133	129	84	0	0	213	0	0	0	0	0	70	0	49	0	119	465
02:30 PM	0	112	38	1	151	130	90	0	0	220	0	0	0	0	0	80	0	54	0	134	505
02:45 PM	0	85	45	0	130	99	100	0	0	199	0	0	0	0	0	81	1	53	0	135	464
03:00 PM	0	77	47	0	124	130	116	0	0	246	0	0	0	0	0	73	0	50	0	123	493
Total Volume	0	367	170	1	538	488	390	0	0	878	0	0	0	0	0	304	1	206	0	511	1927
% App. Total	0	68.2	31.6	0.2		55.6	44.4	0	0		0	0	0	0		59.5	0.2	40.3	0		
PHF	.000	.819	.904	.250	.891	.938	.841	.000	.000	.892	.000	.000	.000	.000	.000	.938	.250	.954	.000	.946	.954

