

# SRF Consulting Group

1 Carlson Parkway  
Plymouth, Minnesota 55447

SRF No. 8060: Hwy 5  
Location: Hwy 5/ Market Blvd  
Weekday Count  
SRF Consulting

File Name : 100\_Hwy 5 & Market Blvd  
Site Code : 09281120  
Start Date : 2/13/2013  
Page No : 1

### Groups Printed- Cars+ - Heavy Vehicles

Start Time	Market Blvd Northbound					Market Blvd Southbound					Hwy 5 Eastbound					Hwy 5 Westbound					Int. Total
	Peds	Left	Thru	Right	App. Total	Peds	Left	Thru	Right	App. Total	Peds	Left	Thru	Right	App. Total	Peds	Left	Thru	Right	App. Total	
06:00 AM	0	3	6	12	21	0	6	12	2	20	0	1	224	15	240	0	6	60	2	68	349
06:15 AM	0	2	9	14	25	0	19	12	5	36	0	4	215	8	227	0	18	91	5	114	402
06:30 AM	0	8	17	7	32	0	25	14	2	41	0	3	251	19	273	0	12	101	5	118	464
06:45 AM	0	6	18	20	44	0	22	19	4	45	0	6	329	26	361	0	20	135	8	163	613
<b>Total</b>	0	19	50	53	122	0	72	57	13	142	0	14	1019	68	1101	0	56	387	20	463	1828
07:00 AM	0	11	23	18	52	0	19	17	6	42	0	12	366	18	396	0	13	126	10	149	639
07:15 AM	0	14	23	31	68	0	11	16	2	29	0	8	407	21	436	0	28	160	9	197	730
07:30 AM	0	13	40	45	98	0	41	32	6	79	0	9	456	25	490	0	21	150	7	178	845
07:45 AM	0	22	44	41	107	0	31	24	1	56	0	16	336	41	393	0	34	168	19	221	777
<b>Total</b>	0	60	130	135	325	0	102	89	15	206	0	45	1565	105	1715	0	96	604	45	745	2991
08:00 AM	0	25	54	38	117	0	25	26	3	54	0	18	367	27	412	0	30	121	15	166	749
08:15 AM	0	17	52	32	101	0	31	33	2	66	0	19	296	24	339	0	16	159	14	189	695
08:30 AM	0	17	39	31	87	0	19	29	3	51	0	10	251	29	290	0	33	144	15	192	620
08:45 AM	0	27	50	16	93	0	25	23	1	49	0	16	239	37	292	0	18	168	20	206	640
<b>Total</b>	0	86	195	117	398	0	100	111	9	220	0	63	1153	117	1333	0	97	592	64	753	2704
09:00 AM	0	18	23	11	52	0	22	21	2	45	0	13	206	17	236	0	14	141	22	177	510
09:15 AM	0	15	21	20	56	0	38	29	3	70	0	13	208	12	233	0	16	133	27	176	535
*** BREAK ***	0	33	44	31	108	0	60	50	5	115	0	26	414	29	469	0	30	274	49	353	1045
*** BREAK ***	0	14	32	16	62	0	27	21	9	57	0	14	188	10	212	0	14	93	25	132	463
10:30 AM	0	17	26	18	61	0	26	16	2	44	0	14	163	13	190	0	15	136	28	179	474
10:45 AM	0	31	58	34	123	0	53	37	11	101	0	28	351	23	402	0	29	229	53	311	937
11:00 AM	0	11	34	21	66	0	39	47	2	88	0	30	200	14	244	0	16	124	30	170	568
11:15 AM	0	14	46	23	83	0	54	52	8	114	0	33	176	18	227	0	16	146	34	196	620
11:30 AM	0	24	61	20	105	0	44	57	6	107	0	48	182	7	237	0	28	151	47	226	675
11:45 AM	0	27	49	22	98	0	36	34	5	75	0	38	222	29	289	0	16	139	46	201	663
<b>Total</b>	0	76	190	86	352	0	173	190	21	384	0	149	780	68	997	0	76	560	157	793	2526
12:00 PM	0	22	59	23	104	0	33	66	8	107	0	49	170	20	239	0	26	175	38	239	689
12:15 PM	0	20	39	14	73	0	39	60	15	114	0	42	175	9	226	0	17	156	45	218	631
12:30 PM	0	15	50	21	86	0	52	60	13	125	0	31	173	11	215	0	23	158	41	222	648
12:45 PM	0	9	32	26	67	0	51	71	34	156	0	24	190	20	234	0	12	176	35	223	680
<b>Total</b>	0	66	180	84	330	0	175	257	70	502	0	146	708	60	914	0	78	665	159	902	2648
01:00 PM	0	24	41	24	89	0	45	43	16	104	0	26	156	11	193	0	22	172	41	235	621
01:15 PM	0	16	39	17	72	0	47	50	14	111	0	29	160	8	197	0	23	145	27	195	575
*** BREAK ***	0	40	80	41	161	0	92	93	30	215	0	55	316	19	390	0	45	317	68	430	1196
*** BREAK ***	0	14	43	78	135	0	26	50	15	91	0	9	159	11	179	0	43	208	30	281	686
02:30 PM	0	19	46	37	102	0	24	50	13	87	0	31	187	14	232	0	41	213	42	296	717
02:45 PM	0	33	89	115	237	0	50	100	28	178	0	40	346	25	411	0	84	421	72	577	1403
03:00 PM	0	19	55	36	110	0	39	51	18	108	0	19	220	18	257	0	27	196	31	254	729
03:15 PM	0	14	49	24	87	0	46	82	11	139	0	31	228	23	282	0	15	232	41	288	796
03:30 PM	0	30	55	30	115	0	34	77	24	135	0	16	198	32	246	0	19	234	39	292	788
03:45 PM	0	58	64	29	151	0	35	50	18	103	0	35	188	24	247	0	32	252	39	323	824
<b>Total</b>	0	121	223	119	463	0	154	260	71	485	0	101	834	97	1032	0	93	914	150	1157	3137
04:00 PM	0	41	73	35	149	0	29	66	13	108	0	22	217	12	251	0	21	271	26	318	826
04:15 PM	0	30	74	25	129	0	31	76	24	131	0	21	194	17	232	0	28	290	42	360	852

# SRF Consulting Group

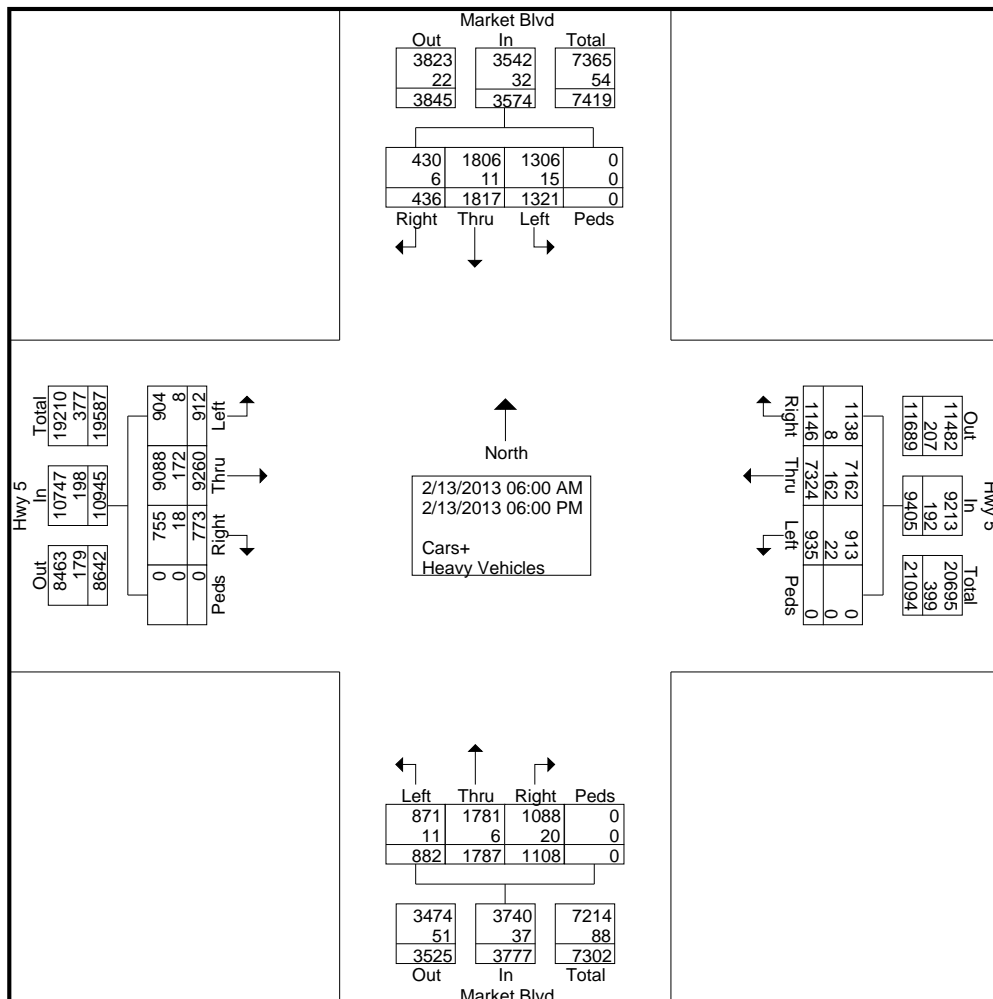
1 Carlson Parkway  
Plymouth, Minnesota 55447

SRF No. 8060: Hwy 5  
Location: Hwy 5/ Market Blvd  
Weekday Count  
SRF Consulting

File Name : 100\_Hwy 5 & Market Blvd  
Site Code : 09281120  
Start Date : 2/13/2013  
Page No : 2

### Groups Printed- Cars+ - Heavy Vehicles

Start Time	Market Blvd Northbound					Market Blvd Southbound					Hwy 5 Eastbound					Hwy 5 Westbound					Int. Total
	Peds	Left	Thru	Right	App. Total	Peds	Left	Thru	Right	App. Total	Peds	Left	Thru	Right	App. Total	Peds	Left	Thru	Right	App. Total	
04:30 PM	0	39	66	36	141	0	37	79	17	133	0	33	264	14	311	0	30	301	40	371	956
04:45 PM	0	31	71	48	150	0	38	80	12	130	0	44	200	28	272	0	30	278	39	347	899
<b>Total</b>	0	141	284	144	569	0	135	301	66	502	0	120	875	71	1066	0	109	1140	147	1396	3533
05:00 PM	0	57	73	40	170	0	31	66	27	124	0	25	228	23	276	0	45	309	48	402	972
05:15 PM	0	37	56	33	126	0	39	70	25	134	0	41	248	27	316	0	36	307	44	387	963
05:30 PM	0	51	62	37	150	0	49	80	25	154	0	29	232	19	280	0	30	313	36	379	963
05:45 PM	0	31	73	39	143	0	36	56	20	112	0	30	191	22	243	0	31	292	34	357	855
<b>Total</b>	0	176	264	149	589	0	155	272	97	524	0	125	899	91	1115	0	142	1221	162	1525	3753
*** BREAK ***																					
Grand Total	0	882	1787	1108	3777	0	1321	1817	436	3574	0	912	9260	773	10945	0	935	7324	1146	9405	27701
Apprch %	0	23.4	47.3	29.3		0	37	50.8	12.2		0	8.3	84.6	7.1		0	9.9	77.9	12.2		
Total %	0	3.2	6.5	4	13.6	0	4.8	6.6	1.6	12.9	0	3.3	33.4	2.8	39.5	0	3.4	26.4	4.1	34	
Cars+	0	871	1781	1088	3740	0	1306	1806	430	3542	0	904	9088	755	10747	0	913	7162	1138	9213	27242
% Cars+	0	98.8	99.7	98.2	99	0	98.9	99.4	98.6	99.1	0	99.1	98.1	97.7	98.2	0	97.6	97.8	99.3	98	98.3
Heavy Vehicles	0	11	6	20	37	0	15	11	6	32	0	8	172	18	198	0	22	162	8	192	459
% Heavy Vehicles	0	1.2	0.3	1.8	1	0	1.1	0.6	1.4	0.9	0	0.9	1.9	2.3	1.8	0	2.4	2.2	0.7	2	1.7




# SRF Consulting Group

1 Carlson Parkway  
Plymouth, Minnesota 55447

SRF No. 8060: Hwy 5  
Location: Hwy 5/ Market Blvd  
Weekday Count  
SRF Consulting

File Name : 100\_Hwy 5 & Market Blvd  
Site Code : 09281120  
Start Date : 2/13/2013  
Page No : 3

Start Time	Market Blvd Northbound					Market Blvd Southbound					Hwy 5 Eastbound					Hwy 5 Westbound					Int. Total
	Peds	Left	Thru	Right	App. Total	Peds	Left	Thru	Right	App. Total	Peds	Left	Thru	Right	App. Total	Peds	Left	Thru	Right	App. Total	
Peak Hour Analysis From 06:00 AM to 08:45 AM - Peak 1 of 1																					
Peak Hour for Entire Intersection Begins at 07:15 AM																					
07:15 AM	0	14	23	31	68	0	11	16	2	29	0	8	407	21	436	0	28	160	9	197	730
07:30 AM	0	13	40	45	98	0	41	32	6	79	0	9	456	25	490	0	21	150	7	178	845
07:45 AM	0	22	44	41	107	0	31	24	1	56	0	16	336	41	393	0	34	168	19	221	777
08:00 AM	0	25	54	38	117	0	25	26	3	54	0	18	367	27	412	0	30	121	15	166	749
Total Volume	0	74	161	155	390	0	108	98	12	218	0	51	1566	114	1731	0	113	599	50	762	3101
% App. Total	0	19	41.3	39.7		0	49.5	45	5.5		0	2.9	90.5	6.6		0	14.8	78.6	6.6		
PHF	.000	.740	.745	.861	.833	.000	.659	.766	.500	.690	.000	.708	.859	.695	.883	.000	.831	.891	.658	.862	.917
Cars+	0	74	160	153	387	0	107	98	12	217	0	50	1550								
% Cars+	0	100	99.4	98.7	99.2	0	99.1	100	100	99.5	0	98.0	99.0	97.4	98.8	0	100	97.5	96.0	97.8	98.7
Heavy Vehicles	0	0	1	2	3	0	1	0	0	1	0	1	16	3	20	0	0	15	2	17	41
% Heavy Vehicles	0	0	0.6	1.3	0.8	0	0.9	0	0	0.5	0	2.0	1.0	2.6	1.2	0	0	2.5	4.0	2.2	1.3



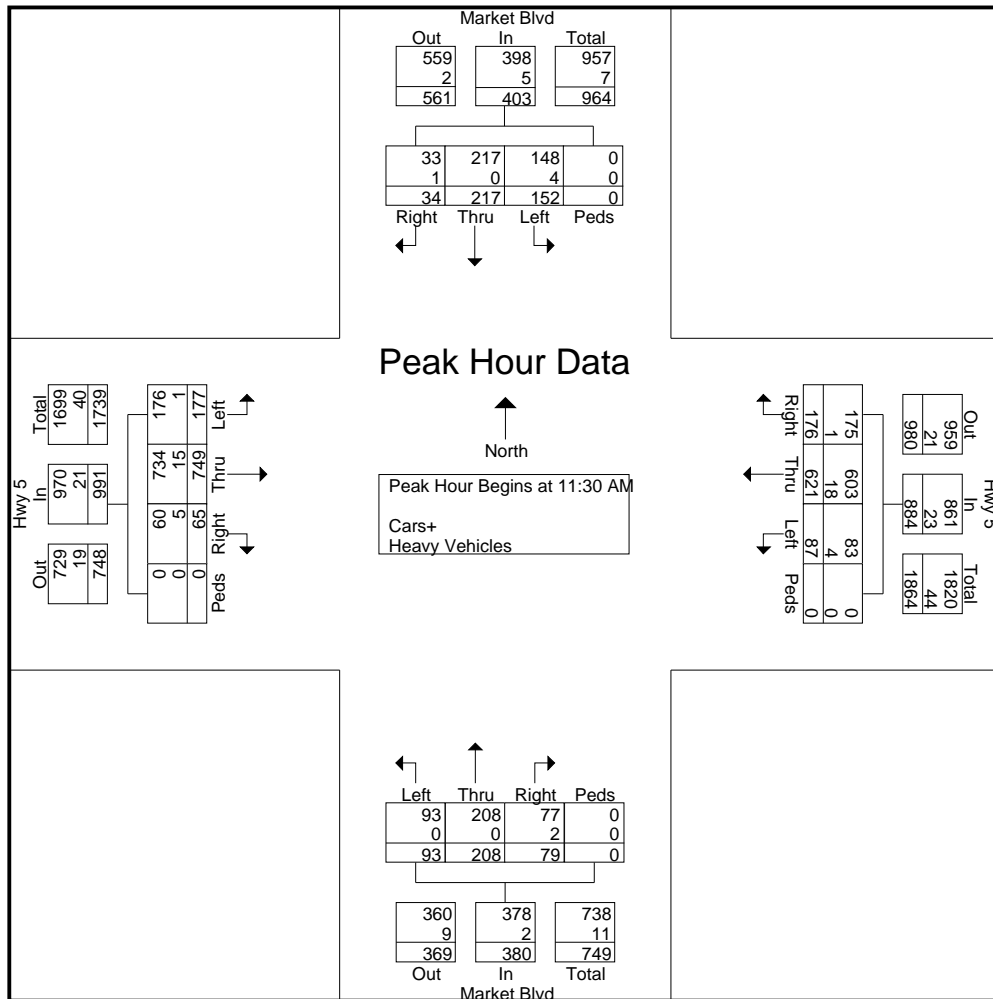
# SRF Consulting Group

1 Carlson Parkway  
Plymouth, Minnesota 55447

SRF No. 8060: Hwy 5  
Location: Hwy 5/ Market Blvd  
Weekday Count  
SRF Consulting

File Name : 100\_Hwy 5 & Market Blvd  
Site Code : 09281120  
Start Date : 2/13/2013  
Page No : 4

Start Time	Market Blvd Northbound					Market Blvd Southbound					Hwy 5 Eastbound					Hwy 5 Westbound					Int. Total
	Peds	Left	Thru	Right	App. Total	Peds	Left	Thru	Right	App. Total	Peds	Left	Thru	Right	App. Total	Peds	Left	Thru	Right	App. Total	
Peak Hour Analysis From 09:00 AM to 12:45 PM - Peak 1 of 1																					
Peak Hour for Entire Intersection Begins at 11:30 AM																					
11:30 AM	0	24	61	20	105	0	44	57	6	107	0	48	182	7	237	0	28	151	47	226	675
11:45 AM	0	27	49	22	98	0	36	34	5	75	0	38	222	29	289	0	16	139	46	201	663
12:00 PM	0	22	59	23	104	0	33	66	8	107	0	49	170	20	239	0	26	175	38	239	689
12:15 PM	0	20	39	14	73	0	39	60	15	114	0	42	175	9	226	0	17	156	45	218	631
Total Volume	0	93	208	79	380	0	152	217	34	403	0	177	749	65	991	0	87	621	176	884	2658
% App. Total	0	24.5	54.7	20.8		0	37.7	53.8	8.4		0	17.9	75.6	6.6		0	9.8	70.2	19.9		
PHF	.000	.861	.852	.859	.905	.000	.864	.822	.567	.884	.000	.903	.843	.560	.857	.000	.777	.887	.936	.925	.964
Cars+	0	93	208	77	378	0	148	217	33	398	0	176	734	60	970	0	83	603	175	861	2607
% Cars+	0	100	100	97.5	99.5	0	97.4	100	97.1	98.8	0	99.4	98.0	92.3	97.9	0	95.4	97.1	99.4	97.4	98.1
Heavy Vehicles																					
% Heavy Vehicles	0	0	0	2.5	0.5	0	2.6	0	2.9	1.2	0	0.6	2.0	7.7	2.1	0	4.6	2.9	0.6	2.6	1.9



# SRF Consulting Group

1 Carlson Parkway  
Plymouth, Minnesota 55447

SRF No. 8060: Hwy 5  
Location: Hwy 5/ Market Blvd  
Weekday Count  
SRF Consulting

File Name : 100\_Hwy 5 & Market Blvd  
Site Code : 09281120  
Start Date : 2/13/2013  
Page No : 5

Start Time	Market Blvd Northbound					Market Blvd Southbound					Hwy 5 Eastbound					Hwy 5 Westbound					Int. Total
	Peds	Left	Thru	Right	App. Total	Peds	Left	Thru	Right	App. Total	Peds	Left	Thru	Right	App. Total	Peds	Left	Thru	Right	App. Total	
Peak Hour Analysis From 01:00 PM to 04:45 PM - Peak 1 of 1																					
Peak Hour for Entire Intersection Begins at 04:00 PM																					
04:00 PM	0	41	73	35	149	0	29	66	13	108	0	22	217	12	251	0	21	271	26	318	826
04:15 PM	0	30	74	25	129	0	31	76	24	131	0	21	194	17	232	0	28	290	42	360	852
04:30 PM	0	39	66	36	141	0	37	79	17	133	0	33	264	14	311	0	30	301	40	371	956
04:45 PM	0	31	71	48	150	0	38	80	12	130	0	44	200	28	272	0	30	278	39	347	899
Total Volume	0	141	284	144	569	0	135	301	66	502	0	120	875	71	1066	0	109	1140	147	1396	3533
% App. Total	0	24.8	49.9	25.3		0	26.9	60	13.1		0	11.3	82.1	6.7		0	7.8	81.7	10.5		
PHF	.000	.860	.959	.750	.948	.000	.888	.941	.688	.944	.000	.682	.829	.634	.857	.000	.908	.947	.875	.941	.924
Cars+	0	137	284	143	564	0	133	300	65	498	0	118	863	69	1050	0	109	1130			
% Cars+	0	97.2	100	99.3	99.1	0	98.5	99.7	98.5	99.2	0	98.3	98.6	97.2	98.5	0	100	99.1	100	99.3	99.0
Heavy Vehicles	0	4	0	1	5	0	2	1	1	4	0	2	12	2	16	0	0	10	0	10	35
% Heavy Vehicles	0	2.8	0	0.7	0.9	0	1.5	0.3	1.5	0.8	0	1.7	1.4	2.8	1.5	0	0	0.9	0	0.7	1.0

