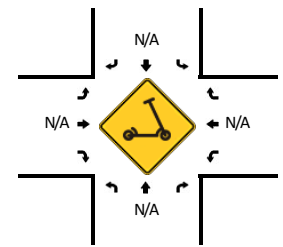
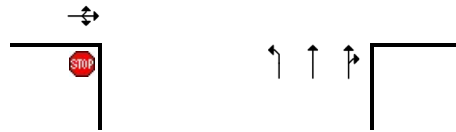
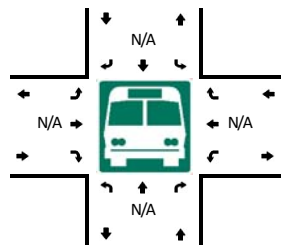
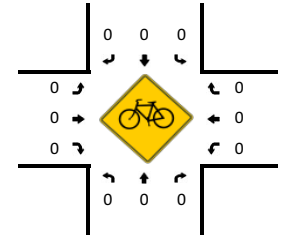
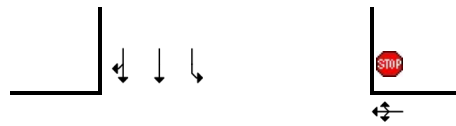
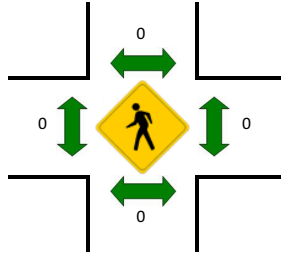
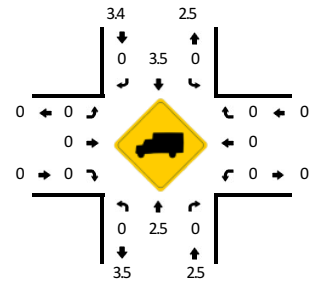
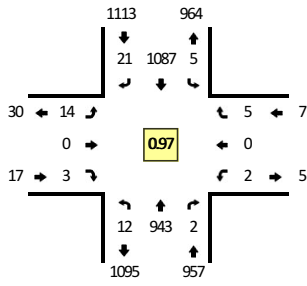


**LOCATION:** TH 61 -- 23rd St  
**CITY/STATE:** Hastings, MN

**QC JOB #:** 15608737  
**DATE:** Tue, Feb 15 2022

**Peak-Hour: 4:30 PM -- 5:30 PM**  
**Peak 15-Min: 5:00 PM -- 5:15 PM**



15-Min Count Period Beginning At	TH 61 (Northbound)				TH 61 (Southbound)				23rd St (Eastbound)				23rd St (Westbound)				Total	Hourly Totals
	Left	Thru	Right	U	Left	Thru	Right	U	Left	Thru	Right	U	Left	Thru	Right	U		
6:00 AM	0	154	0	0	0	61	0	0	1	0	1	0	0	0	0	0	217	
6:15 AM	0	151	0	0	0	85	0	0	1	0	0	0	0	0	0	0	237	
6:30 AM	0	206	0	0	0	102	0	0	0	0	0	0	0	0	0	0	308	
6:45 AM	0	185	0	0	0	121	0	0	0	0	0	0	0	0	0	0	306	1068
7:00 AM	1	274	0	0	0	116	1	0	3	0	0	0	0	0	0	0	395	1246
7:15 AM	0	270	0	0	0	123	0	0	1	0	0	0	0	0	0	0	394	1403
7:30 AM	0	317	0	0	0	148	1	0	2	0	0	0	0	0	0	0	468	1563
7:45 AM	0	228	0	0	0	196	0	0	1	0	0	0	0	0	0	0	425	1682
8:00 AM	2	149	0	0	0	135	1	0	0	0	0	5	0	0	0	0	287	1574
8:15 AM	0	196	0	0	0	120	3	0	1	0	3	0	0	1	0	0	324	1504
8:30 AM	1	164	0	0	0	129	1	0	3	0	0	0	1	0	0	0	299	1335
8:45 AM	1	151	0	0	0	138	1	1	2	0	0	0	0	0	0	0	294	1204
9:00 AM	0	154	0	0	0	126	0	0	2	0	1	0	0	0	0	0	283	1200
9:15 AM	0	129	0	0	0	118	1	0	1	0	0	0	0	0	0	0	249	1125
9:30 AM	1	124	0	1	2	132	1	0	1	0	0	0	0	0	1	0	263	1089
9:45 AM	3	126	0	1	0	129	1	0	1	0	0	0	0	0	0	0	261	1056
10:00 AM	2	168	0	0	0	108	1	1	5	0	0	0	0	0	0	0	285	1058
10:15 AM	2	134	0	0	0	119	3	0	3	0	1	0	0	0	0	0	262	1071
10:30 AM	0	139	0	0	0	131	4	0	1	0	1	0	0	0	0	0	276	1084
10:45 AM	0	142	0	0	2	128	3	1	2	0	0	0	0	0	1	0	279	1102
11:00 AM	1	151	0	0	1	128	2	0	2	0	2	0	0	0	1	0	288	1105
11:15 AM	0	154	0	0	0	146	2	0	2	0	0	0	0	0	0	0	304	1147
11:30 AM	1	164	0	1	0	156	2	0	1	0	0	0	0	0	0	0	325	1196
11:45 AM	4	147	0	0	2	161	2	0	2	0	0	0	1	0	0	0	319	1236
12:00 PM	1	187	1	1	1	171	2	0	4	0	1	0	0	0	0	0	369	1317
12:15 PM	1	163	0	0	1	140	0	0	3	0	0	0	0	0	0	0	308	1321
12:30 PM	1	158	0	0	2	186	3	1	3	0	1	0	0	0	1	0	356	1352
12:45 PM	0	142	0	1	2	154	1	0	0	0	0	0	0	0	3	0	303	1336
1:00 PM	1	162	0	0	3	164	2	0	5	0	1	0	0	0	1	0	339	1306
1:15 PM	2	138	0	0	1	153	2	0	1	0	0	0	1	0	1	0	299	1297
1:30 PM	2	201	0	0	2	167	8	0	4	0	0	0	0	0	2	0	386	1327
1:45 PM	0	169	0	1	0	173	0	2	1	0	0	0	1	0	0	0	347	1371
2:00 PM	0	194	0	0	1	156	1	0	1	0	2	0	0	0	0	0	355	1387
2:15 PM	0	202	0	0	2	206	3	1	0	0	1	0	0	0	1	0	416	1504
2:30 PM	0	166	0	1	2	240	0	0	0	0	0	0	1	0	1	0	411	1529
2:45 PM	0	177	0	0	1	289	0	0	1	0	0	0	0	0	0	0	468	1650
3:00 PM	2	274	0	1	0	218	5	0	3	0	0	0	0	0	0	0	503	1798
3:15 PM	0	198	0	0	0	225	3	0	1	0	1	0	2	0	0	0	430	1812
3:30 PM	1	198	0	0	1	253	2	1	1	0	0	0	0	0	0	0	457	1858

15-Min Count Period Beginning At	TH 61 (Northbound)				TH 61 (Southbound)				23rd St (Eastbound)				23rd St (Westbound)				Total	Hourly Totals
	Left	Thru	Right	U	Left	Thru	Right	U	Left	Thru	Right	U	Left	Thru	Right	U		
3:45 PM	0	185	0	0	1	253	2	0	4	0	0	0	0	0	0	0	445	1835
4:00 PM	3	208	0	0	1	289	2	0	3	0	0	0	0	0	2	0	508	1840
4:15 PM	0	235	0	0	2	240	3	0	4	0	0	0	0	0	2	0	486	1896
4:30 PM	3	242	2	2	0	258	3	2	5	0	0	0	0	0	0	0	517	1956
4:45 PM	1	233	0	0	1	282	5	0	3	0	2	0	2	0	1	0	530	2041
5:00 PM	3	247	0	1	1	275	5	0	2	0	1	0	0	0	3	0	538	2071
5:15 PM	2	221	0	0	1	272	8	0	4	0	0	0	0	0	1	0	509	2094
5:30 PM	4	200	0	1	1	230	2	0	5	0	1	0	0	0	1	0	445	2022
5:45 PM	2	147	0	0	0	263	11	0	2	0	3	0	0	0	0	0	428	1920
6:00 PM	3	190	0	1	1	218	5	2	4	0	0	0	0	0	0	0	424	1806
6:15 PM	5	135	0	0	0	182	6	3	4	0	0	0	0	0	0	0	335	1632
6:30 PM	0	128	0	0	0	161	3	1	6	0	0	0	0	0	0	0	299	1486
6:45 PM	2	108	0	0	0	161	4	0	7	0	2	0	0	0	0	0	284	1342
Peak 15-Min Flowrates	Northbound				Southbound				Eastbound				Westbound				Total	
	Left	Thru	Right	U	Left	Thru	Right	U	Left	Thru	Right	U	Left	Thru	Right	U		
All Vehicles	12	988	0	4	4	1100	20	0	8	0	4	0	0	0	12	0	2152	
Heavy Trucks	0	24	0		0	64	0		0	0	0		0	0	0		88	
Buses																		
Pedestrians		0				0				0				0			0	
Bicycles	0	0	0		0	0	0		0	0	0		0	0	0		0	
Scoters																		
<i>Comments:</i>																		

Report generated on 3/8/2022 8:21 AM

SOURCE: Quality Counts, LLC (<http://www.qualitycounts.net>) 1-877-580-2212