

MINNESOTA DEPARTMENT of TRANSPORTATION

Metro District Traffic Engineering

METRO TRAFFIC DATA COLLECTION UNIT

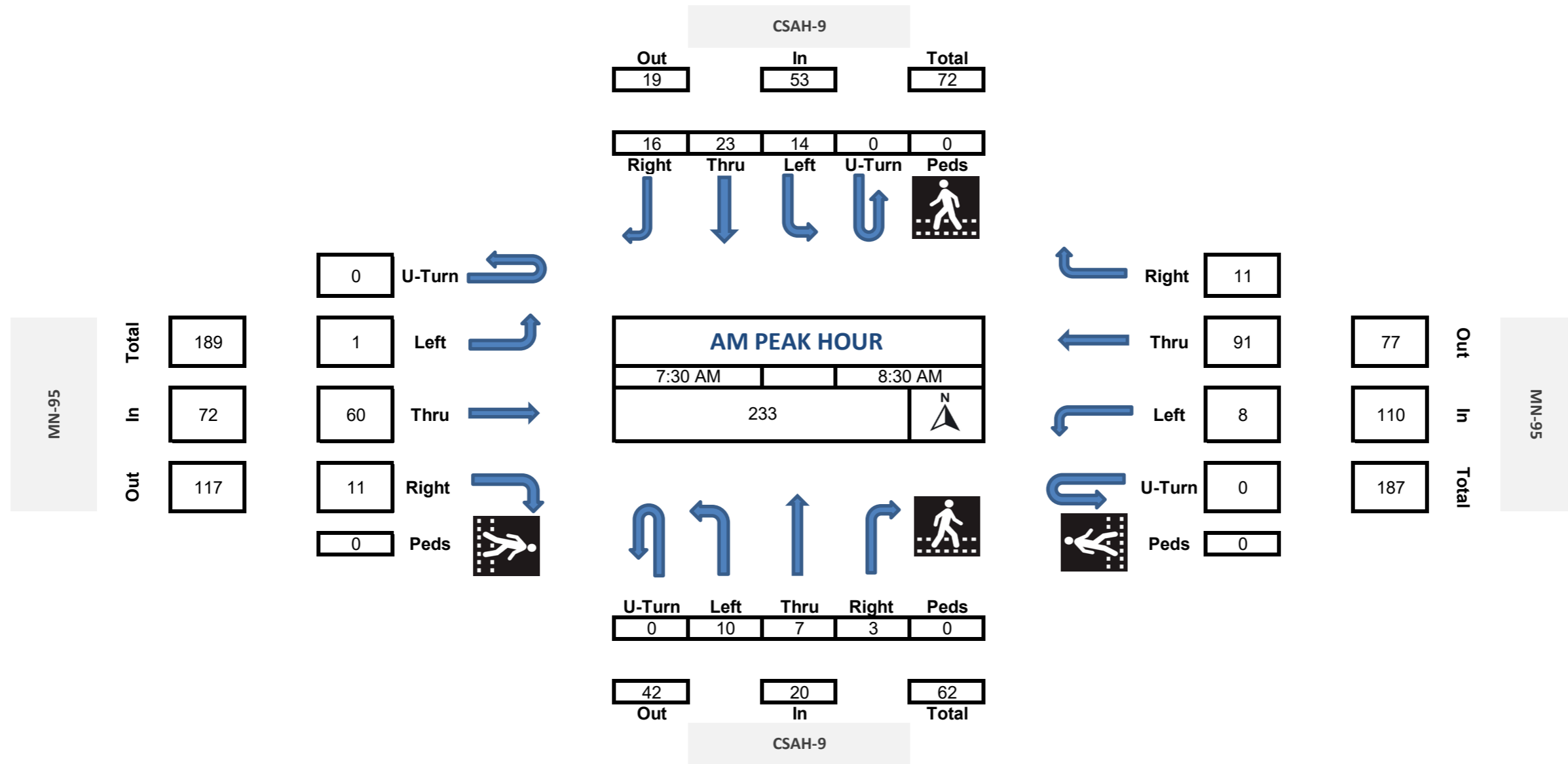
Program Support

TURN MOVEMENT COUNTS

Intersection:	MN-95 at CSAH-9_2023
City:	Sunrise Township
County:	
Ref.Pt.:	
Start Date:	12/5/2023






Road Name	CSAH-9						MN-95						CSAH-9						MN-95						Int. Total	Peds Total
	South Bound						West Bound						North Bound						East Bound							
Start Time	U Turns	Left Turns	Straight Through	Right Turns	EB Ped Crossings	WB Ped Crossings	U Turns	Left Turns	Straight Through	Right Turns	NB Ped Crossings	SB Ped Crossings	U Turns	Left Turns	Straight Through	Right Turns	EB Ped Crossings	WB Ped Crossings	U Turns	Left Turns	Straight Through	Right Turns	NB Ped Crossings	SB Ped Crossings		
6:00 AM	0	2	5	3	0	0	0	1	13	1	0	0	0	0	2	0	0	0	0	1	6	2	0	0	36	0
6:15 AM	0	3	4	4	0	0	0	1	20	2	0	0	0	3	0	0	0	0	0	0	5	0	0	0	42	0
6:30 AM	0	1	6	5	0	0	0	0	13	3	0	0	0	2	4	0	0	0	0	0	12	5	0	0	51	0
6:45 AM	0	0	8	6	0	0	0	0	25	2	0	0	0	3	1	1	0	0	0	1	5	1	0	0	53	0
Hourly Total	0	6	23	18	0	0	0	2	71	8	0	0	0	8	7	1	0	0	0	2	28	8	0	0	182	0
7:00 AM	0	3	6	4	0	0	0	4	18	2	0	0	0	2	2	0	0	0	0	1	8	4	0	0	54	0
7:15 AM	0	2	5	4	0	0	0	0	20	5	0	0	0	3	1	1	0	0	0	0	12	1	0	0	54	0
7:30 AM	0	7	4	3	0	0	0	3	21	3	0	0	0	3	3	0	0	0	0	0	9	2	0	0	58	0
7:45 AM	0	1	8	5	0	0	0	1	28	1	0	0	0	2	1	1	0	0	0	0	17	2	0	0	67	0
Hourly Total	0	13	23	16	0	0	0	8	87	11	0	0	0	10	7	2	0	0	0	1	46	9	0	0	233	0
8:00 AM	0	4	2	2	0	0	0	0	22	1	0	0	0	1	0	1	0	0	0	0	18	3	0	0	54	0
8:15 AM	0	2	2	1	0	0	0	0	19	6	0	0	0	2	1	0	0	0	0	1	16	4	0	0	54	0
8:30 AM	0	1	7	3	0	0	0	1	15	2	0	0	0	2	2	4	0	0	0	1	15	3	0	0	56	0
8:45 AM	0	5	3	0	0	0	0	0	15	1	0	0	0	3	4	0	0	0	0	2	14	0	0	0	47	0
Hourly Total	0	12	14	6	0	0	0	1	71	10	0	0	0	8	7	5	0	0	0	4	63	10	0	0	211	0
9:00 AM	0	1	2	1	0	0	0	0	9	1	0	0	0	1	2	0	0	0	0	4	14	0	0	0	35	0
9:15 AM	0	1	2	1	0	0	0	0	18	2	0	0	0	0	1	0	0	0	0	0	12	0	0	0	37	0
9:30 AM	0	4	3	4	0	0	0	0	15	5	0	0	0	0	1	0	0	0	0	2	18	0	0	0	52	0
9:45 AM	0	4	3	1	0	0	0	1	15	1	0	0	0	2	2	0	0	0	0	1	15	3	0	0	48	0
Hourly Total	0	10	10	7	0	0	0	1	57	9	0	0	0	3	6	0	0	0	0	7	59	3	0	0	172	0
10:00 AM	0	7	0	2	0	0	0	0	8	6	0	0	0	2	3	1	0	0	0	1	19	0	0	0	49	0
10:15 AM	0	3	2	3	0	0	0	3	22	1	0	0	0	1	4	1	0	0	0	1	10	1	0	0	52	0
10:30 AM	0	0	2	2	0	0	0	1	14	0	0	0	0	1	5	0	0	0	0	3	14	1	0	0	43	0
10:45 AM	0	6	2	4	0	0	0	1	16	2	0	0	0	3	1	0	0	0	0	1	12	2	0	0	50	0
Hourly Total	0	16	6	11	0	0	0	5	60	9	0	0	0	7	13	2	0	0	0	6	55	4	0	0	194	0
11:00 AM	0	3	0	3	0	0	0	0	18	2	0	0	0	1	1	1	0	0	0	1	12	5	0	0	47	0
11:15 AM	0	2	3	2	0	0	0	0	14	1	0	0	0	1	3	0	0	0	0	2	16	0	0	0	44	0
11:30 AM	0	3	3	2	0	0	0	0	10	3	0	0	0	0	3	0	0	0	0	3	12	2	0	0	41	0
11:45 AM	0	1	2	3	0	0	0	0	9	6	0	0	0	1	1	1	0	0	0	2	19	2	0	0	47	0
Hourly Total	0	9	8	10	0	0	0	0	51	12	0	0	0	3	8	2	0	0	0	8	59	9	0	0	179	0
12:00 PM	0	4	2	3	0	0	0	0	12	4	0	0	0	1	2	0	0	0	0	3	14	3	0	0	48	0
12:15 PM	0	3	1	2	0	0	0	1	11	0	0	0	0	2	4	0	0	0	0	0	12	1	0	0	37	0
12:30 PM	0	1	5	1	0	0	0	0	15	5	0	0	0	1	2	0	0	0	0	5	19	4	0	0	58	0
12:45 PM	0	0	2	1	0	0	0	0	9	1	0	0	0	3	4	1	0	0	0	2	16	2	0	0	41	0
Hourly Total	0	8	10	7	0	0	0	1	47	10	0	0	0	7	12	1	0	0	0	10	61	10	0	0	184	0
1:00 PM	0	3	3	1	0	0	0	0	10	4	0	0	0	2	1	0	0	0	0	2	16	0	0	0	42	0
1:15 PM	0	2	2	1	0	0	0	1	15	1	0	0	0	2	2	1	0	0	0	2	10	1	0	0	40	0
1:30 PM	0	2	4	7	0	0	0	0	11	3	0	0	0	1	7	2	0	0	0	4	12	0	0	0	53	0
1:45 PM	1	2	4	3	0	0	0	0	20	1	0	0	0	2	6	0	0	0	0	2	11	3	0	0	55	0
Hourly Total	1	9	13	12	0	0	0	1	56	9	0	0	0	7	16	3	0	0	0	10	49	4	0	0	190	0
2:00 PM	0	3	2	3	0	0	0	1	16	7	0	0	0	3	2	0	0	0	0	0	19	1	0	0	57	0
2:15 PM	0	6	2	2	0	0	0	0	13	1	0	0	0	3	2	1	0	0	0	3	18	1	0	0	52	0
2:30 PM	0	2	5	1	0	0	0	1	20	5	0	0	0	2	3	2	0	0	0	1	19	2	0	0	63	0
2:45 PM	0	4	4	2	0	0	0	2	23	1	0	0	0	2	8	2	0	0	0	5	25	2	0	0	80	0
Hourly Total	0	15	13	8	0	0	0	4	72	14	0	0	0	10	15	5	0	0	0	9	81	6	0	0	252	0
3:00 PM	0	3	2	0	0	0	0	4	23	1	0	0	0	3	2	1	0	0	0	3	25	0	0	0	67	0

3:15 PM	0	1	5	1	0	0	0	1	21	8	0	0	0	2	7	1	0	0	0	6	22	4	0	0	79	0	
3:30 PM	0	2	3	3	0	0	0	0	24	3	0	0	0	1	4	0	0	0	0	1	19	4	0	0	64	0	
3:45 PM	0	5	7	0	0	0	0	0	2	8	3	0	0	0	8	18	1	0	0	0	2	34	2	0	90	0	
Hourly Total	0	11	17	4	0	0	0	0	7	76	15	0	0	0	14	31	3	0	0	0	12	100	10	0	300	0	
4:00 PM	0	7	3	2	0	0	0	0	1	18	3	0	0	0	3	2	0	0	0	0	5	23	1	0	68	0	
4:15 PM	0	3	4	1	0	0	0	0	1	19	4	0	0	0	3	6	5	0	0	0	1	30	3	0	80	0	
4:30 PM	0	5	2	4	0	0	0	0	1	16	4	0	0	0	2	6	0	0	0	0	5	37	1	0	83	0	
4:45 PM	0	8	7	1	0	0	0	0	0	28	3	0	0	0	4	8	1	0	0	0	3	28	4	0	95	0	
Hourly Total	0	23	16	8	0	0	0	0	3	81	14	0	0	0	12	22	6	0	0	0	14	118	9	0	326	0	
5:00 PM	0	5	3	1	0	0	0	0	0	15	4	0	0	0	2	7	0	0	0	0	3	31	3	0	74	0	
5:15 PM	0	3	5	2	0	0	0	0	0	20	2	0	0	0	2	7	1	0	0	0	1	25	2	0	70	0	
5:30 PM	0	3	2	1	0	0	0	0	2	22	5	0	0	0	4	3	1	0	0	0	4	19	6	0	72	0	
5:45 PM	0	2	2	0	0	0	0	0	0	13	1	0	0	0	3	3	1	0	0	0	2	20	2	0	49	0	
Hourly Total	0	13	12	4	0	0	0	0	2	70	12	0	0	0	11	20	3	0	0	0	10	95	13	0	265	0	
TOTAL	1	145	165	111	0	0	0	0	35	799	133	0	0	0	100	164	33	0	0	0	93	814	95	0	2688	0	
Cars+	1	139	144	107			0	33	704	126			0	98	145	29			0	92	726	92					
Trucks	0	6	21	4			0	2	95	7			0	2	19	4			0	1	88	3			252		
% Trucks	0.0	4.1	12.7	3.6			0.0	5.7	11.9	5.3			0.0	2.0	11.6	12.1			0.0	1.1	10.8	3.2			9.4		
			7.3						10.8						8.4						9.2						









MIN-95






Total	245
In	149
Out	96

0	U-Turn	
12	Left	
126	Thru	
11	Right	
0	Peds	






CSAH-9		
Out	In	Total
54	44	98

7	16	21	0	0
Right	Thru	Left	U-Turn	Peds
				

PM PEAK HOUR	
4:15 PM	5:15 PM
332	
	

				
U-Turn	Left	Thru	Right	Peds
0	11	27	6	0

29	44	73
Out	In	Total
CSAH-9		

	Right	15
	Thru	78
	Left	2
	U-Turn	0
	Peds	0

153	Out
95	In
248	Total

MIN-95